

MRS380.16

INSULATED DIODE MODULE



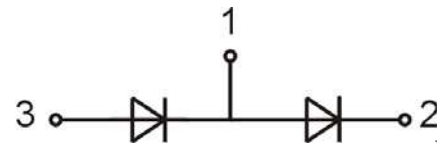
Output Current **380 A**
V_{RRM}/V_{DRM} **1600 V**

Features:

- Isolated mounting base 2500V~
- Pressure contact technology with Increased power cycling capability
- UL file n° E312789

Typical Applications

- AC/DC Motor drives
- Various rectifiers
- DC supply for PWM inverter



	CHARACTERISTIC	TEST CONDITIONS	T _j (°C)	VALUE			UNIT
				Min	Type	Max	
I _{F(AV)}	Mean forward current	180° half sine wave 50Hz Single side cooled, T _C =100°C	150			380	A
I _{F(RMS)}	RMS forward current					596	A
I _{RRM}	Repetitive peak current	at V _{RRM}	150			20	mA
I _{FSM}	Surge forward current	10ms half sine wave V _R =0.6V _{RRM}	150			9.5	kA
I ² t	I ² t for fusing coordination					451.25	A ² s*10 ³
V _{FO}	Threshold voltage		150			0.72	V
r _F	Forward slope resistance					0.40	mΩ
V _{FM}	Peak forward voltage	I _{FM} =1100A	25			1.40	V
R _{th(j-c)}	Thermal resistance Junction to case	Sin 180° (per Diode)				0.12	°C / W
R _{th(c-h)}	Thermal resistance case to heatsink	(per Diode)				0.04	°C / W
V _{iso}	Isolation voltage	50Hz, R.M.S., t=1min, I _{iso} :1mA(max)		3000			V
F _m	Terminal connection torque(M8)				12.0		N·m
	Mounting torque(M6)				6.0		N·m
T _{vj}	Junction temperature			-40		150	°C
T _{stg}	Stored temperature			-40		125	°C
W _t	Weight				810		g

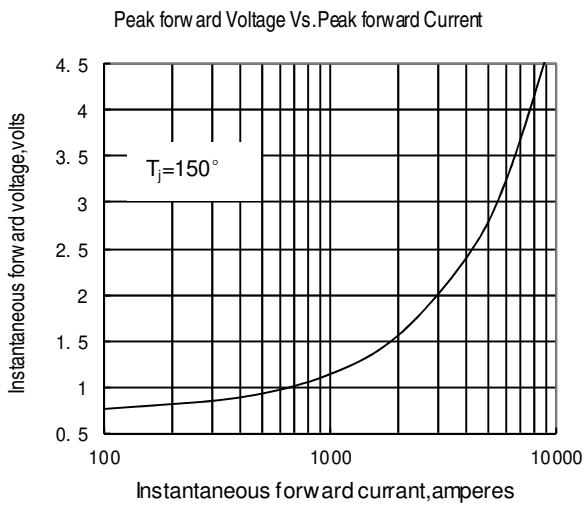


Fig.1

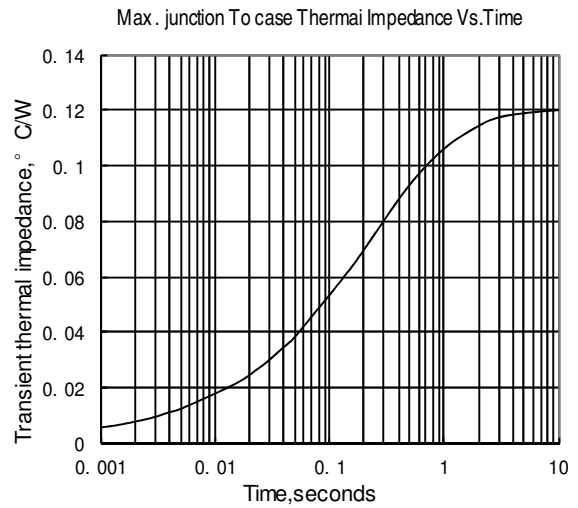


Fig.2

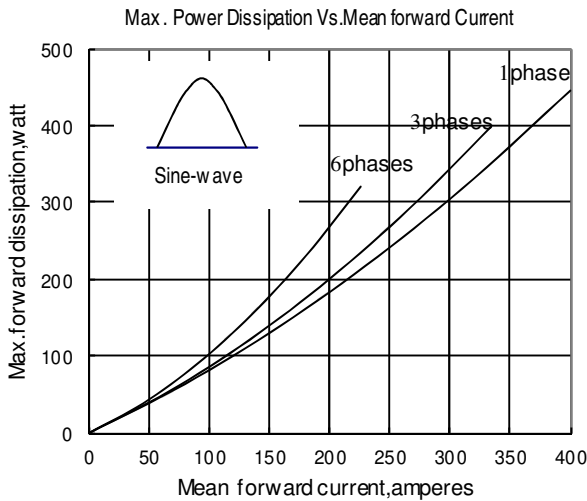


Fig.3

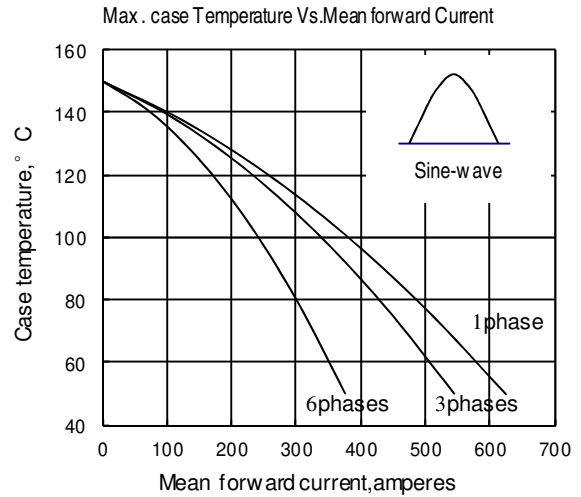


Fig.4

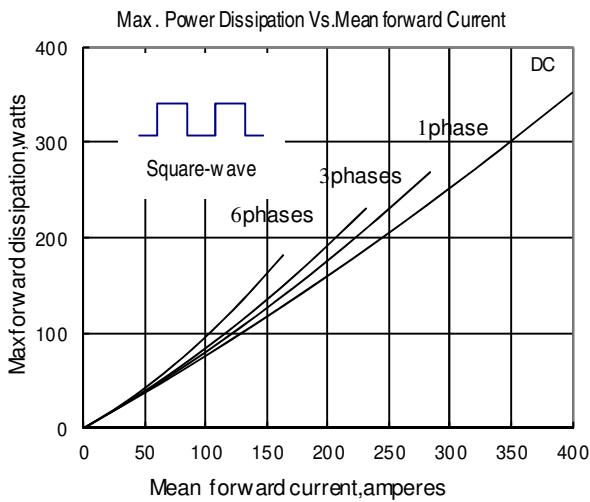


Fig.5

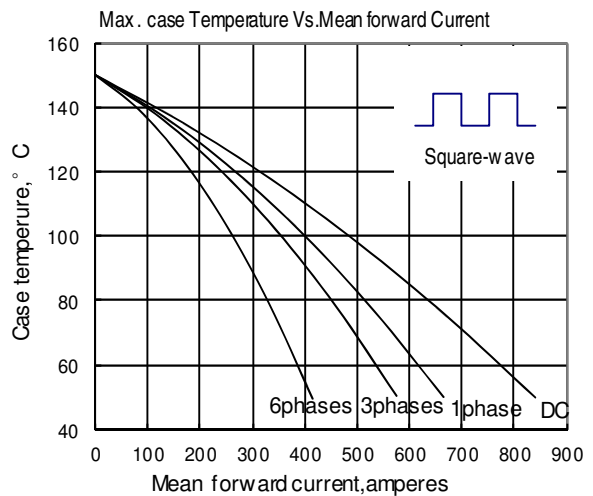


Fig.6

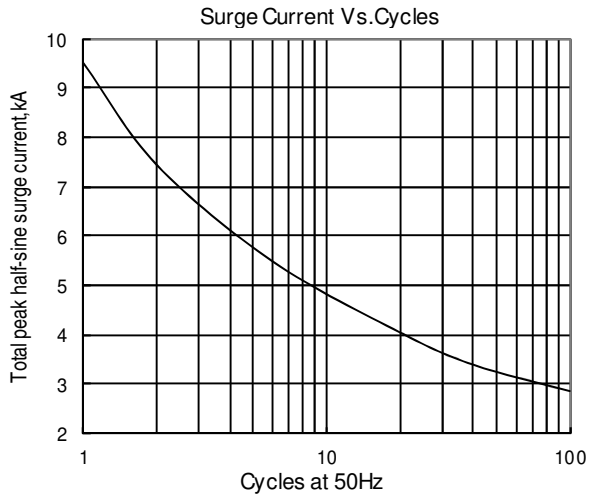


Fig.7

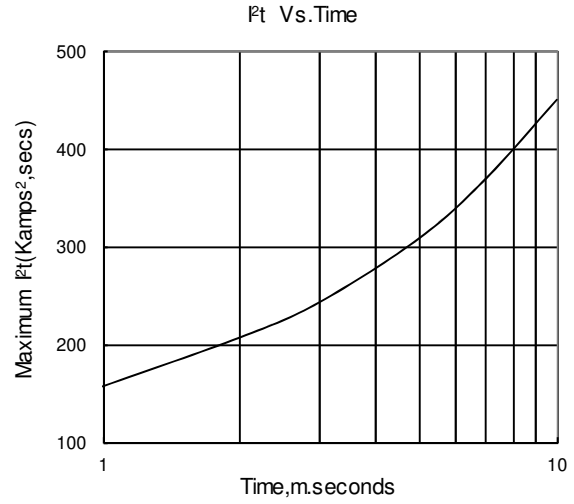
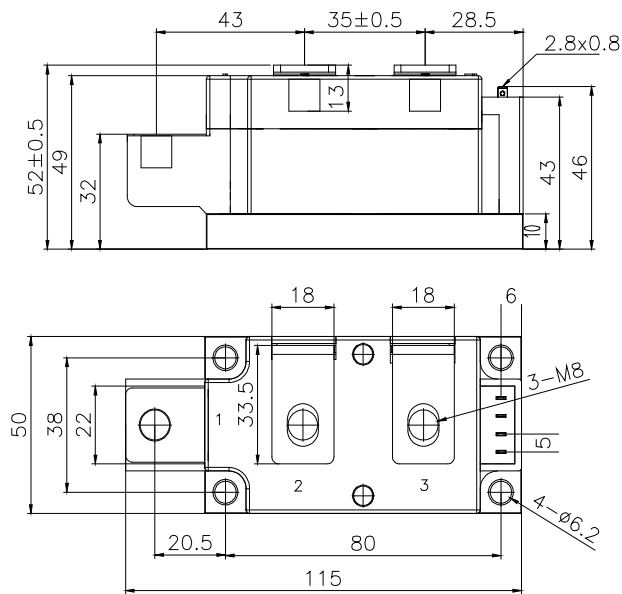


Fig.8



(dimensions in mm)

Scomes srl reserves the right to change any specification without notice

issue:jan-2023